

## Recommended Math Web Sites For Soon To Be 1<sup>st</sup> Graders

[ixl.com/math/kindergarten](http://ixl.com/math/kindergarten)

[abcya.com](http://abcya.com)

[pbskids.org/games/math/](http://pbskids.org/games/math/)

[education.com/games/kindergarten/math/](http://education.com/games/kindergarten/math/)

[mathgametime.com](http://mathgametime.com)

[AAAmath.com](http://AAAmath.com)

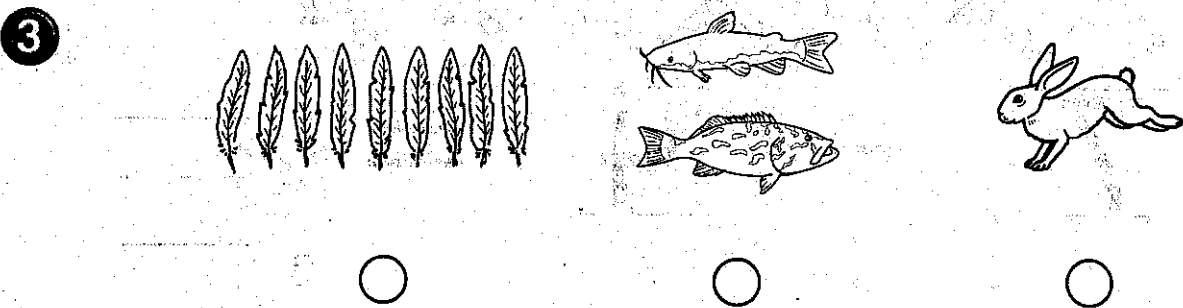
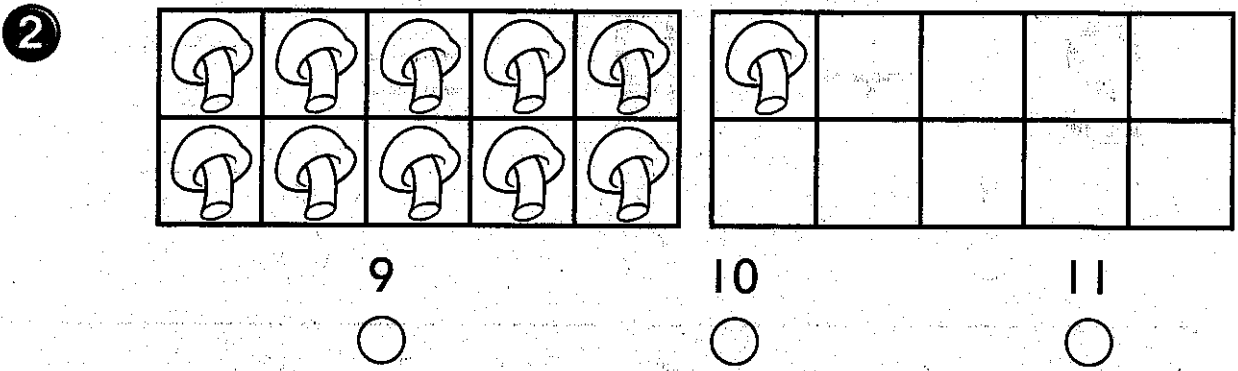
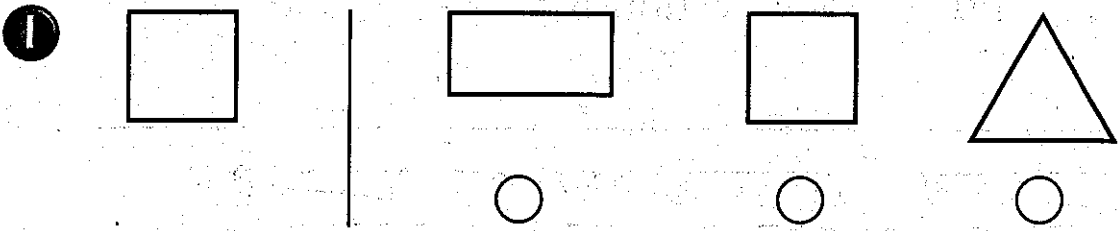
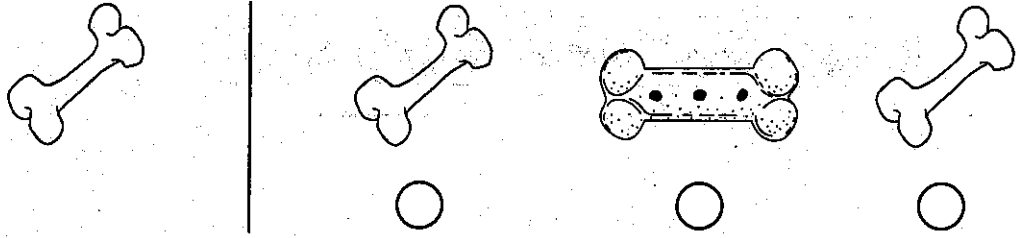
[abcmouse.com](http://abcmouse.com) (subscription)



Name \_\_\_\_\_

# Benchmark Test 4 (Chapters 1-12)

## Example A



Listen as your teacher reads each problem. You will do the first one together.

**A** Look at the first object. Find the object that is different. Fill in the correct answer.

1 Look at the first object. Find the matching shape. Fill in the correct answer.

2 Count the number of objects. Fill in the correct answer.

3 Find the picture that shows *below*. Fill in the correct answer.



Name \_\_\_\_\_

# Benchmark Test 4 (Chapters 1-12)

4

5




\_\_\_\_\_ and \_\_\_\_\_  
\_\_\_\_\_ and \_\_\_\_\_

2 and 1

3 and 3

4 and 1

5



$$\underline{2} + \underline{4} = \underline{\quad}$$

4

3

6

6



$$\underline{7} - \underline{4} = \underline{\quad}$$

2

5

3

Listen as your teacher reads each problem.

- 4 Fill in the answer that shows a way to take apart five.
- 5 Count the objects in each group. Join the two groups. Fill in the answer that tells how many objects there are in all.
- 6 Solve. Fill in the answer that makes the subtraction story true.

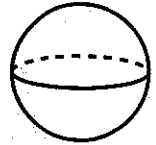



Copyright © The McGraw-Hill Companies, Inc. Permission is granted to reproduce for classroom use.

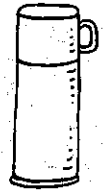
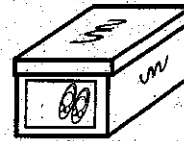
Name \_\_\_\_\_

# Benchmark Test 4 (Chapters 1-12)



7




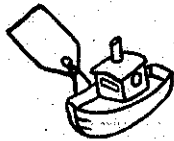
8



9



10



Copyright © The McGraw-Hill Companies, Inc. Permission is granted to reproduce for classroom use.

Listen as your teacher reads each problem.

7 Look at the first object. Find the matching shape. Fill in the correct answer.

8 Look at the first shape. Find the matching shape. Fill in the correct answer.

9 Look at the first object. Find the object that is alike. Fill in the correct answer.

10 Find the object that holds more. Fill in the correct answer.

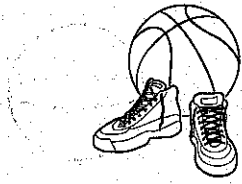
GO on



Name \_\_\_\_\_

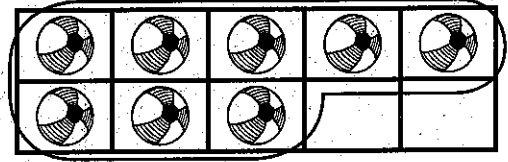
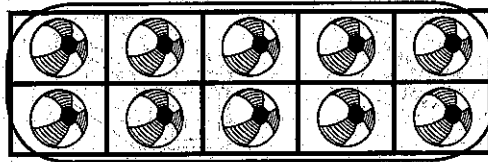
# Benchmark Test 4 (Chapters 1–12)

11



12

18



\_\_\_\_\_

\_\_\_\_\_

\_\_\_\_\_

and

\_\_\_\_\_

\_\_\_\_\_

\_\_\_\_\_

more

10 and 6




10 and 7



10 and 8



13



6

+

3

=

\_\_\_\_\_

\_\_\_\_\_

\_\_\_\_\_

7



8



9



Listen as your teacher reads each problem.

1 Find the picture that shows *next to*. Fill in the correct answer.

2 Fill in the answer that shows a way to take apart 18.

3 Count the objects in each group. Join the two groups. Fill in the answer that tells how many objects there are in all.


GO on



Name \_\_\_\_\_

# Benchmark Test 4 (Chapters 1-12)

14



3




4



5



15



7



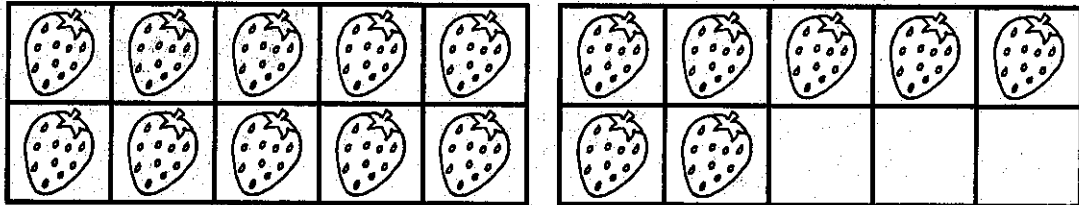
8



9



16



17



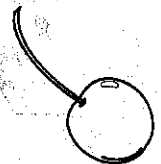
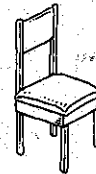
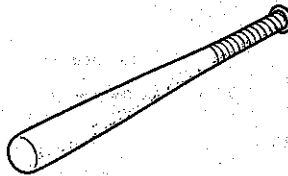
18



19



17



Copyright © The McGraw-Hill Companies, Inc. Permission is granted to reproduce for classroom use.

Listen as your teacher reads each problem.

14-16 Count the number of objects. Fill in the correct answer.

17 Look at the first shape. Find the matching shape. Fill in the correct answer.



Name \_\_\_\_\_

# Benchmark Test 4 (Chapters 1-12)

18

10




\_\_\_\_\_ and \_\_\_\_\_  
- - - - -  
\_\_\_\_\_

3 and 6

8 and 1

5 and 5

19



20



9

-

3

=

\_\_\_\_\_  
- - - - -  
\_\_\_\_\_

9

6

3

Listen as your teacher reads each problem.

18 Fill in the answer that shows a way to make ten.

19 Find the picture that shows *above*. Fill in the correct answer.

20 Solve. Fill in the answer that makes the subtraction story true.

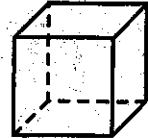
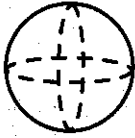
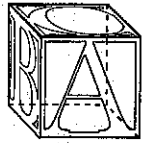




Name \_\_\_\_\_



# Benchmark Test 4 (Chapters 1-12)

21



22

13



\_\_\_\_\_

-----

\_\_\_\_\_

and

\_\_\_\_\_

-----

\_\_\_\_\_

more

10 and 2



10 and 4



10 and 3



23



Copyright © The McGraw-Hill Companies, Inc. Permission is granted to reproduce for classroom use.

Listen as your teacher reads each problem.

21 Identify the shape of the object. Find the shape that stacks in the same way. Fill in the correct answer.

22 Fill in the answer that shows a way to take apart 13.


23 Find the object that is shorter. Fill in the correct answer.



Name \_\_\_\_\_

# Benchmark Test 4 (Chapters 1-12)

24

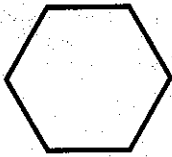


7

8

9

25



Listen as your teacher reads each problem.

- 24 Count the number of objects. Fill in the correct answer.
- 25 Look at the first shape. Find the matching shape. Fill in the correct answer.

